



Blastrac bv
Utrechthaven 12
3433 PN Nieuwegein
Netherlands
+31(0)30-6018866
+31(0)30-6018333

Project description 854DC UL MkI

Drawing number PJ09.1016.07

Blastrac number E00076/UL

Power supply 480Y/277V 60Hz

Input lead

Control Voltage 24Vac

Year of Manufacturing 2009

Remarks Released for construction

Created on 18-6-2009 by hvandenbrink

Edit date 23-12-2010

by

Number of pages 13

			Date	19-10-2010	Project name:	854DC UL MkI E00076/UL		Page description:	Front page / Coversheet	Customer:	Blastrac bv	Drawing number:	PJ09.1016.07	Page	1
			Ed.	HVDB											
			Appr												
Modification	Date	Name	Last print	8-2-2011											

WIRE COLOR

All wiring AWG

Main Voltage 480Y/277V

<u>Phase</u>	<u>Colors</u>
L1	- Black
L2	- Black
L3	- Black
Earth / PE	- Yellow/Green

Control Voltage -220Vac


Phase	- Red
Hook-up wire	- Red
Zero	- Red

Control Voltage -24Vac

Phase	- White
Hook-up wire	- White
Zero	- White

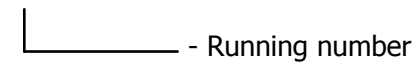
SYMBOL CODE

11 F 11



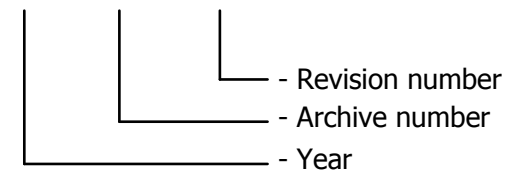
CORE CODE






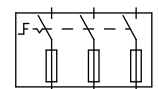


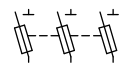

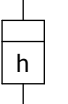
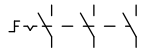

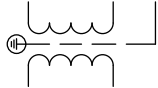



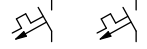
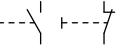


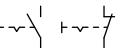

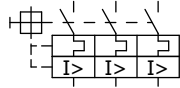
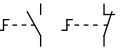


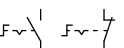





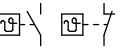
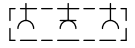

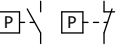



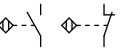
11 11



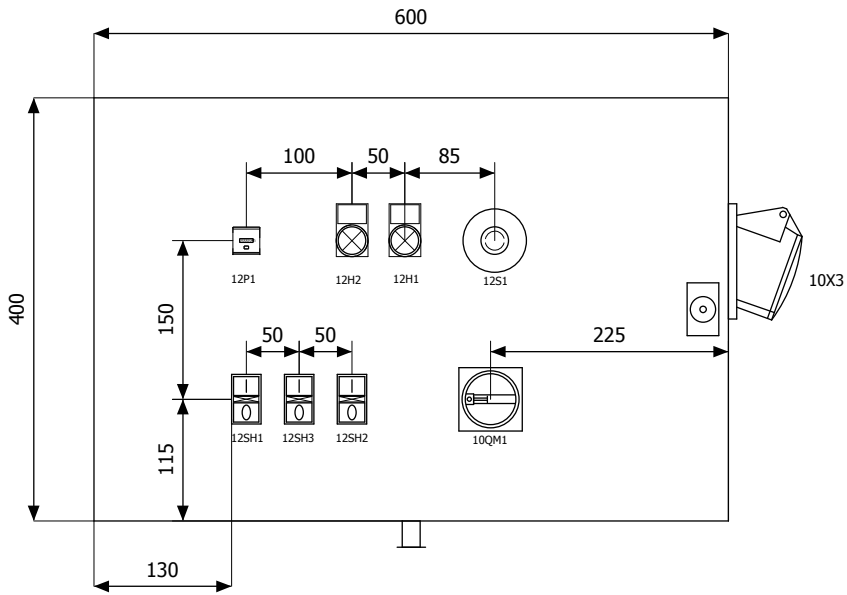
DRAWING NUMBER

PJ##.####.##

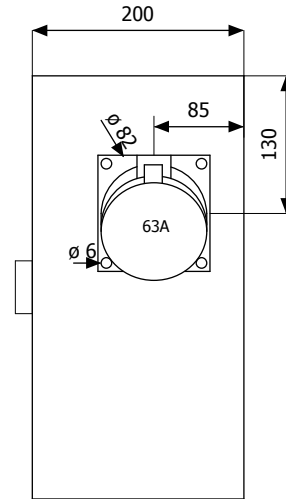


	auxiliary contact	hulpcontact		signal light	signaallamp		Safety fuse	smeltveiligheid
	Power contact	vermogenscontact		horn	hoorn		Fused switch, three-pole	schakelbare scheider
	NO contact, opens with time delay	maakcontact, vertraagd open		apm.meter	amperemeter		Fused disconnect, three-pole	scheider "klapbak"
	NO contact, closes with time delay	maakcontact, vertraagd sluitend		runninghour counter	urenteller		Main switch	hoofdschakelaar
	NC contact, opens with time delay	verbreekcontact, vertraagd open		transformer	transformator		Circuit breaker, single-pole	installatieautomaat 1-polig
	NC contact, closes with time delay	verbreekcontact, vertraagd sluitend		Contactor coil relay coil	spoel		Circuit breaker, two-pole	installatieautomaat 2-polig
	Pushbutton rebound	drukknop terugverend		Contactor/relay coil, with pick-up delay	Spoel met opkomvertraging		Circuit breaker, three-pole	installatieautomaat 3-polig
	Pushbutton locking	drukknop blijvend		Contactor/relay coil, with drop-out delay	spoel met afvalvertraging		Power circuit breaker motor overload switch with switch mechanism	motorbeveiligingsschakelaar
	Rotary switch rebound	tip draaischakelaar		Contactor pulse coil relay pulse coil,	spoel puls		Valve	elektrisch bediende klep
	Rotary switch locking	draaischakelaar		Tube light	TL verlichting		Resistor with movable contact	regelbare weerstand
	Emergency stop rotary unlock	noodstop met draaibare vrijgave		Resistor / Heating	weerstand verwarming		Terminal	rijgklem
	Thermostatic switch	thermostaat hygrostaat		Socket	wandcontactdoos		Terminal with fuse	rijgklem metzekering
	Pressure switch	drukschakelaar		Current transformer	stroomtransformator		Rectifier	gelijkrichter
	Limit switch	eindschakelaar						
	Proximity switch	naderingsschakelaar						

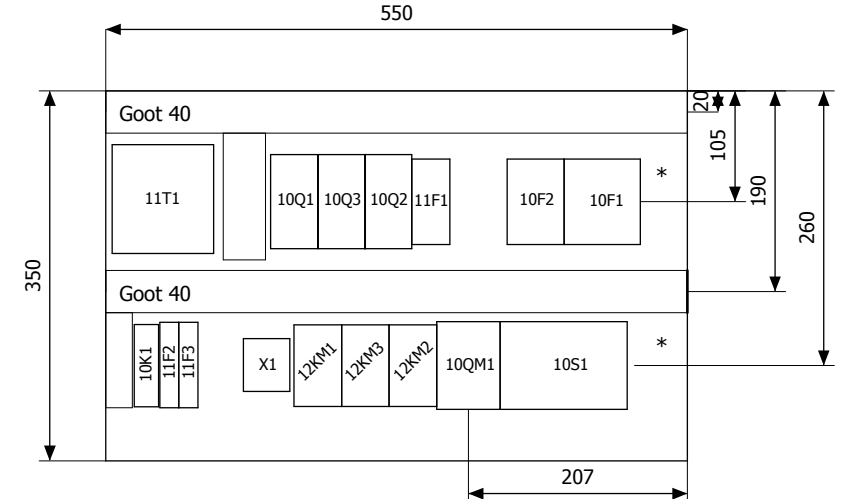
CABINET
FRONT VIEW



CABINET
RIGHTHAND VIEW

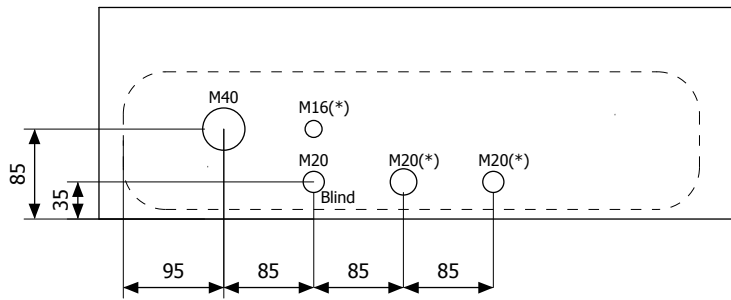


MOUNTING PLATE



Note:
*) min. 30mm Free space from righthandside mountingplate

CABINET
BOTTOM VIEW



(*): With cable
M16 - Pulse system
M20 - Compressor motor
M20 - Fan motor
M20 - Blind
M40 - Power supply

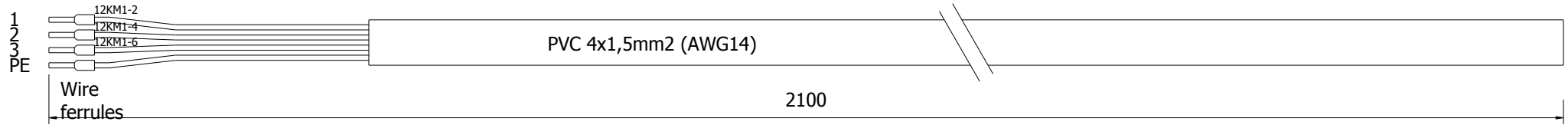
Modification	Date	Name	Date	24-9-2010	Project name: 854DC UL MkI E00076/UL
			Ed.	HVDB	
			Appr		
			Last print	8-2-2011	

BLASTRAC

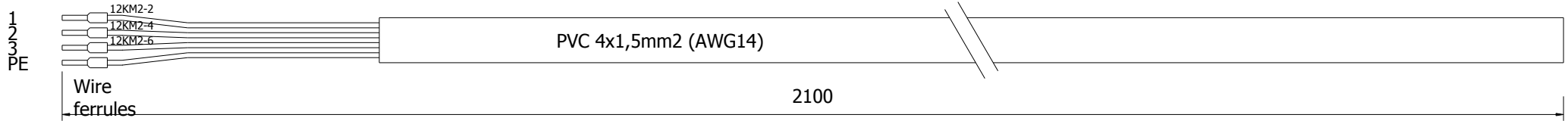
Page description:
Panel Layout

Customer:	Blastrac bv	=
Drawing number:	PJ09.1016.07	+
		Page
		5

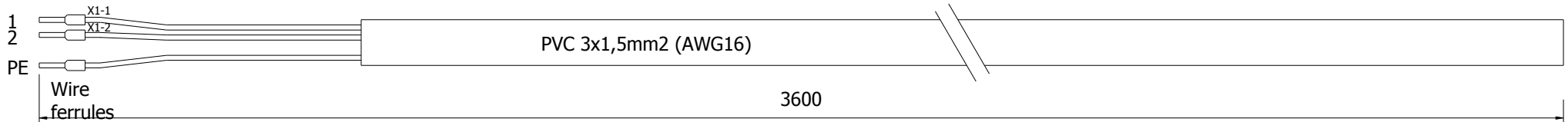
Compressor (total length 210cm)

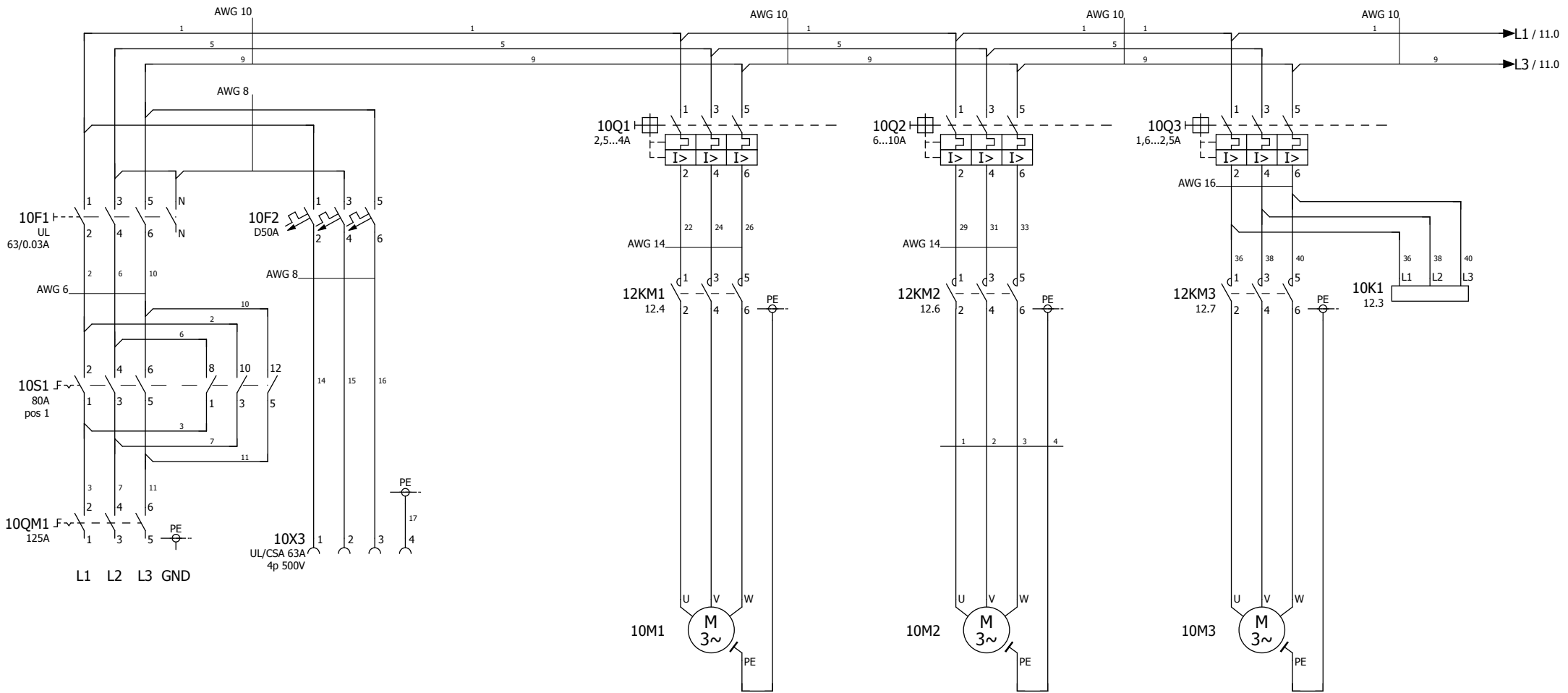


Fan (total length 210cm)



Ultra Jet Unit (total length 360cm)





Supply
480Y/277V 60Hz.

To blastrac
machine
480Y/277V, 50A, 32Hp

Compressor
2Hp / 2,7A

Fan
5Hp / 7,2A

Screw Conveyor
1Hp / 1,8A

Phase sequence

Modification	Date	Name	Last print	8-2-2011

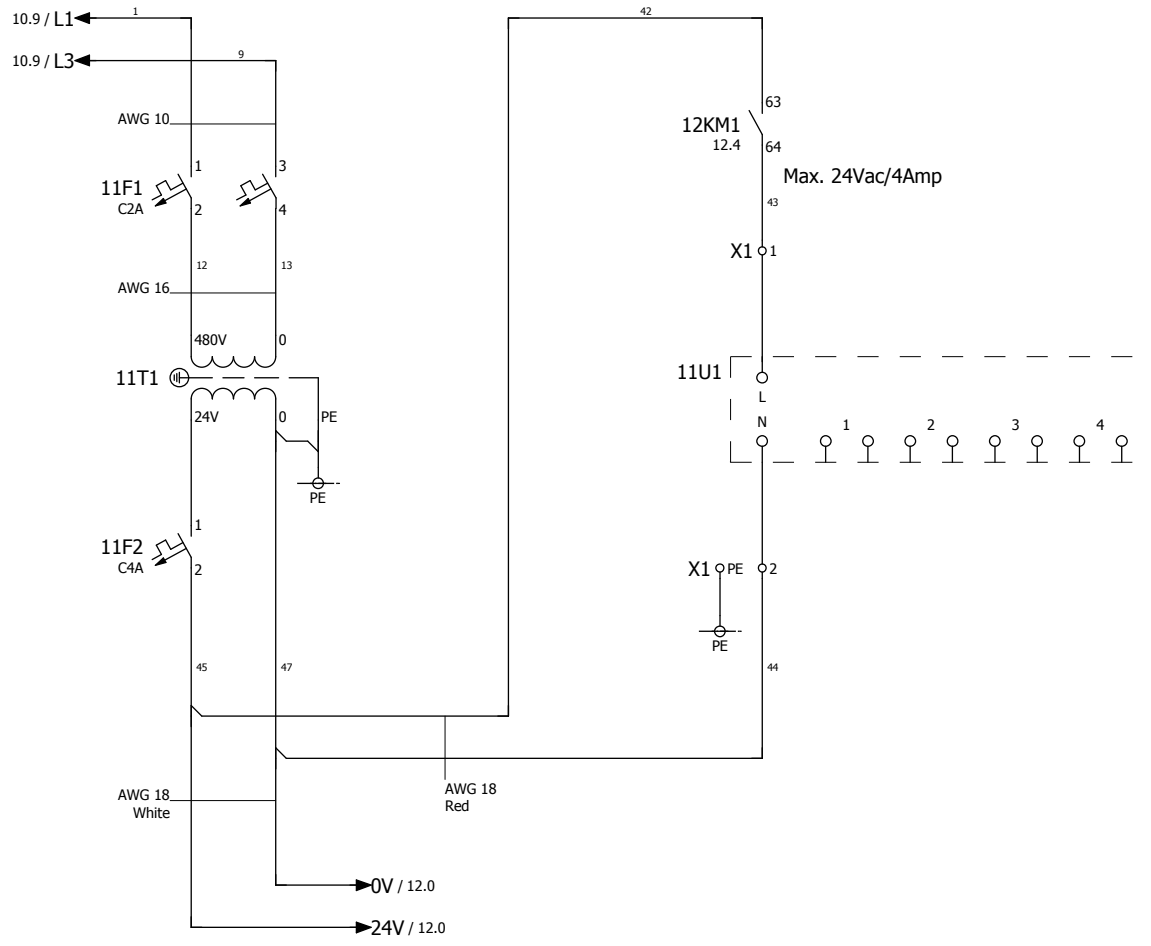
Project name:	854DC UL MkI E00076/UL
---------------	---------------------------



Page description:	Main current 480V 60Hz
-------------------	------------------------

Customer:	Blastrac bv
Drawing number:	PJ09.1016.07

	=
	+
Page	10



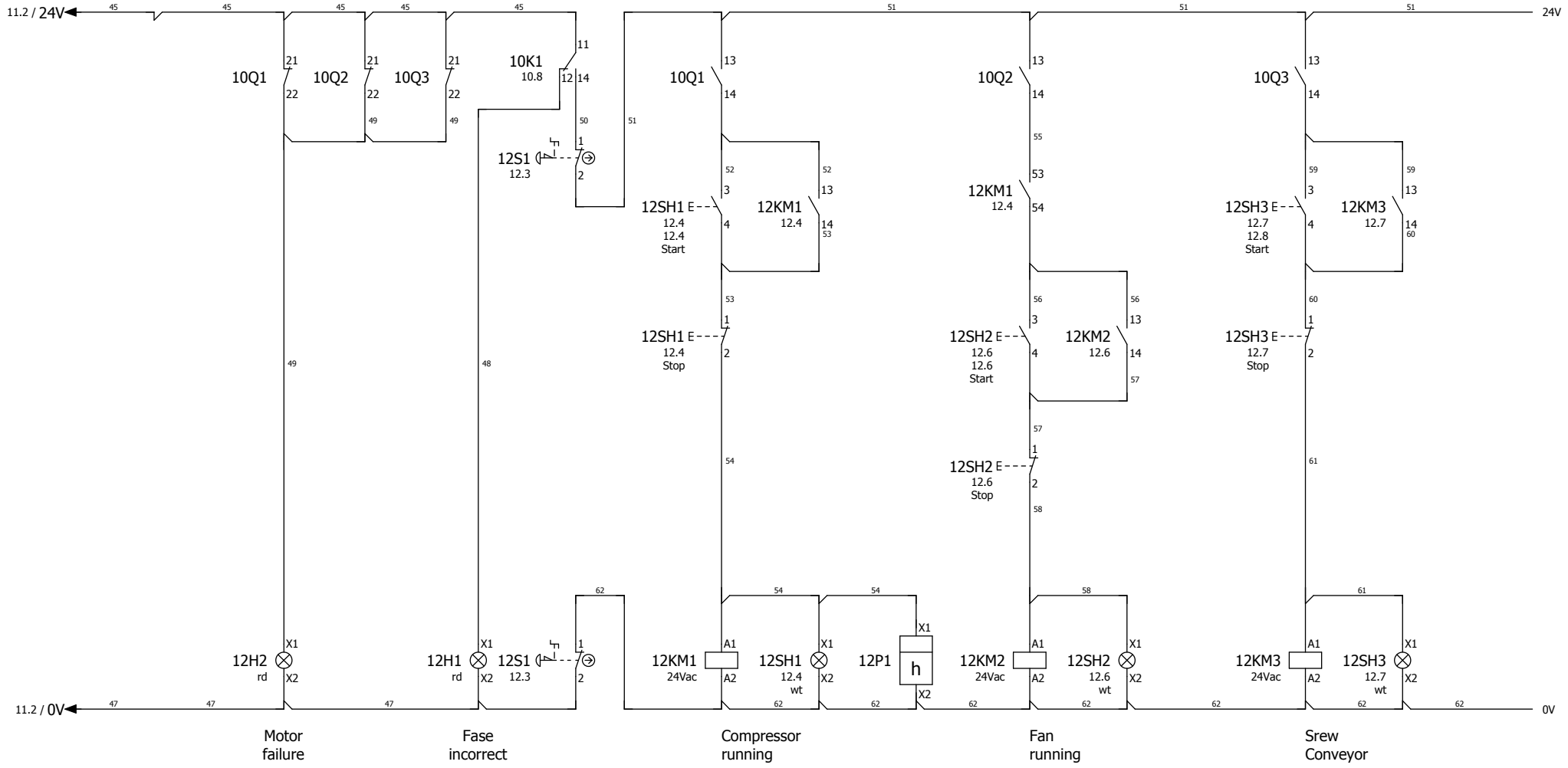
Modification	Date	Name	Date
			21-12-2010
			Ed.
			Appr
			Last print 8-2-2011

Project name: **854DC UL MkI**
E00076/UL



Page description: **Main current 480V /220V 60Hz**

Customer: **Blastrac bv**
Drawing number: **PJ09.1016.07**



1 --- 2 10.4
 3 --- 4 10.4
 5 --- 6 10.4
 13 --- 14 12.4
 53 --- 54 12.6
 63 --- 64 11.3

1 --- 2 10.6
 3 --- 4 10.6
 5 --- 6 10.6
 13 --- 14 12.6

1 --- 2 10.7
 3 --- 4 10.8
 5 --- 6 10.8
 13 --- 14 12.8

Modification	Date	Name	Last print	8-2-2011
			Date	21-12-2010
			Ed.	
			Appr	

Project name: **854DC UL MkI**
 E00076/UL



Page description: **Control current 24V**

Customer: **Blastrac bv**
 Drawing number: **PJ09.1016.07**

Parts list

device tag	Quantity	designation	Type number	Brand	Blastrac number
CAB	1	Kastwand 400x600x200MM IP66 RAL7035	SAR ENN83331	Schneider/Sarel	
CAB	5	label tbv ZBY-5102, 150/rol	PTLEP-04-7593-WT		
CAB	200	label ader 12*12	BPT-305-427		
CAB	3	aardkl.,4MM2,ge/gr WK4SL/u	VUPE 4-4 CONN.AARDKL	Wieland	E01197
CAB	1	Conn.aardkl.,16MM2, ge/gr	VUPE-5-16 CONN.A.KL	Wieland	E05191
CAB	1	Eindplaat Beige voor ZDU 2.5	WEID ZAP/TW 1	Weidmuller	E05168
CAB	2	Steekklem 2*2.5 beige	WEID ZDU 2.5	Weidmuller	E05166
CAB	2	Eindblok voor weidmuller klemmen	WEID ZEW 35	Weidmuller	E05177
CAB	1	Aardklem voor ZDU 2.5 2*2.5(4)mm	WEID ZPE 2.5	Weidmuller	E05167
CAB	2	mont.sn.AWG10, style 1015 6mm2	AWG 10 GE/GR KAB.M.S		
CAB	2	Mont.sn/zwart,style 6 mm2UL-CSA	AWG 10 ZW KAB.M.S.		
CAB	7	zwart,style 1015,UL-CSA 2.5mm2	AWG 14 ZWART		
CAB	1	mont.snoer UL/CSA 1.5 mm2 Groen/Geel	AWG 16 GN/GE		
CAB	4	mont.snoer UL/CSA 1.5 mm2	AWG 16 ZWART		
CAB	20	rood AWG18 1.0 mm2 UL-CSA	AWG 18 ROOD		
CAB	50	WIT AWG18 1.0 mm2 UL-CSA	AWG 18 WI KAB.MONT.S		
CAB	1	ZWART AWG6, 16mm2 UL-CSA	AWG 6 ZT K.M.S.		
CAB	2	ZWART AWG8 10mm2 UL-CSA	AWG 8 ZW KAB.MONT.SN		
PG	1	M16*1.5 polyamide 50.616 PA lang	WARTEL PA L-M16*1.5	Jacob	E01196
PG	2	M20*1.5 polyamide 50.620 PA lang	WARTEL PA L-M20*1.5	Jacob	
PG	1	M25*1.5 polyamide 50.625 PA lang	WARTEL PA L-M25*1.5	Jacob	
PG	1	M40*1.5 polyamide 50.640 PA lang	WARTEL PA L-M40*1.5	Jacob	
PG	1	wartelmoer M16*1.5 50.216PA	WARTELMOER PA M16	Jacob	
PG	1	wartelmoer M20*1.5 50.220PA	WARTELMOER PA M20	Jacob	
PG	1	wartelmoer M25*1.5 50.225PA	WARTELMOER PA M25	Jacob	
PG	1	wartelmoer PA M40*1.5 50.240PA	WARTELMOER PA M40*1.	Jacob	
10F1	1	aardlek63A 4-P 30mA UL/CSA ABB	F204-A63/0.03	ABB	E05068
10S1	1	faseomkeerschakelaar 6P 63A,dintr.mot+knop AB	194E-A63-3753/194L-HE4A-375	Allen Bradley	E05061
10S1	1	grijs/zwart vergr.baar voor 194L-E(48*48)	194L-HE4A-375 BED.DRAAISCH.	Allen Bradley	E05061-1
10QM1	1	bed.draaisch.rood/geelvergrend	KCF-2PZ	Schneider Electric	333-3486.02
10QM1	1	vergrend.plaat voor V3..V6	KZ74	Schneider Electric	E00347
10QM1	1	lastschakelaar 80A 3P	V4 BED.LASTSCHAK.	Schneider Electric	E00563
10QM1	1	Assen 300..320mm voor V3..V6	VZ18 BED.ASSEN	Schneider Electric	E00346
10F2	1	Molded Case Circuit Breaker 3P C50A UL489	AB 140U-G2C3-C50	Schneider Electric	E07803
10F2	1	DIN Rail Adapter fo MCCB 3P 140U-G2C3	AB 140U-G-DRA3	Schneider Electric	E07802
10X3	1	Sch.inb.cont.ds IP67 63A 3P+aarde 15° 500 Volt 7h black	UISV 63-5 SCHUIN (ABL) 500V	ABL SURSUM	E05196
10Q1	1	Hulpcont. front voor GV2-ME 1xNO +1xNC	GV2-AE11	Schneider Electric	333-3455
10Q1	1	Mot.Th/Magn.bev. 2.4..4.0A	GV2-ME08	Schneider Electric	E01456
10Q2	1	Hulpcont. front voor GV2-ME 1xNO +1xNC	GV2-AE11	Schneider Electric	333-3455
10Q2	1	Mot.Th/Magn.bev. 6.0-10.0 A	GV2-ME14	Schneider Electric	E05163
10Q3	1	Hulpcont. front voor GV2-ME 1xNO +1xNC	GV2-AE11	Schneider Electric	333-3455
10Q3	1	Mot.Th/Magn.bev. 1.6-2.5 A	GV2-ME07	Schneider Electric	E01322
10K1	1	3-phase monitoring relays	DPA 01 C M44	Carlo Gavazzi	
11F2	1	zek.autom. AB 1P 4A C-kar	C60N-1492-SP1C040	Allen Bradley	E05112
11T1	1	Transf.400/460 +-20V>24VAC/100VA-230V/100VA	STEPSU 9/3	Jahns Müller	E05198
11F1	1	zek.autom. AB 2P 2A C-kar UL 489 480/277V	C60N-1489-A2C002	Allen Bradley	E05159
11F3	1	Zek.autom. AB 1P 0.5A C-kar	C60N-1492-SP1C005	Allen Bradley	E05199
12H2	1	LED lens rood	ZB5-AV043	Schneider Electric	E00360
12H2	1	Lamphouder 24VAC/DC incl. LED rood	ZB5-AVB4	Schneider Electric	E05072
12H2	1	res.houder tbv ZBY5102 verzonk	ZBZ-35	Schneider Electric	E05080
12H1	1	LED lens rood	ZB5-AV043	Schneider Electric	E00360
12H1	1	Lamphouder 24VAC/DC incl. LED rood	ZB5-AVB4	Schneider Electric	E05072
12H1	1	res.houder tbv ZBY5102 verzonk	ZBZ-35	Schneider Electric	E05080
12S1	1	Rood/gele noodstopsticker	NOODSTOPSTICKER		
12S1	1	knop noodstop chroom/rood 40mm	ZB4-B554	Schneider Electric	001398
12S1	1	element 2xNC + kopp.	ZB4-BZ104	Schneider Electric	E01333

			Date	19-10-2010	Project name:		854DC UL MkI E00076/UL		Page description:		Customer:	Blastrac bv	=
			Ed.	HVDB					Parts list		Drawing number:		
Modification	Date	Name	Appr	Last print	8-2-2011								Page

